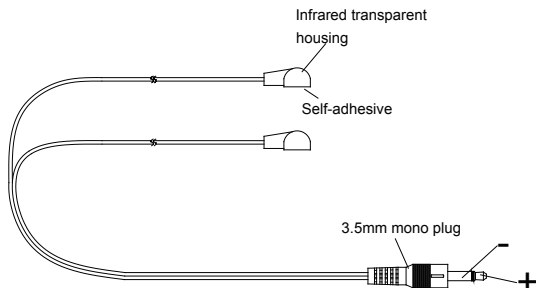
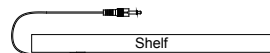
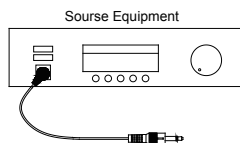


DUAL IR EMITTER




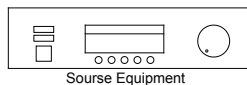
A. Standard installation

1. IR emitter attached directly to IR sensor window.
2. More reliable activated.



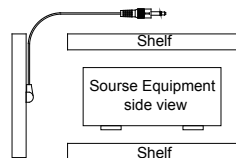
B. Attach emitter at inside of shelf

1. Attach emitter on above or below of the IR sensor.
2. Less reliable activated.



C. Cabinet with door installation

1. Attach emitter on door, round shape facing the IR sensor.
2. Less reliable activated.



SAFETY PRECAUTIONS

Please read the following safety precautions carefully before you unpack and install this equipment.

CAUTION: Do not use this product for any purpose not explicitly specified by AVS. Improper installation may cause property damage or personal injury. If you do not understand these directions, or have doubts about the safety of the installation, contact AVS Customer Service or call a qualified contractor. AVS is not responsible for damage or injury caused by incorrect mounting, assembly, or use.

1. Do not expose the unit to rain, moisture or any other dripping liquids. And keep it away from any wet locations such as fishing tanks, vases.
2. Do not install the unit close to fire or any other heat sources.
3. Keep the unit in dry and ventilated area. Do not install in bookcase, cabinet or any other confined space.
4. Stop using the unit during thunder or lightning storms.
5. Avoid the power cable being stepped on or pinched. Position the unit carefully to avoid damage or accident.
6. Clean the unit only with dry cloth.
7. Only use accessories specified by the manufacturer.
8. Unplug the equipment when unused for a long period of time.
9. Do not try to open any non-serviceable parts. Contact your authorized servicing center and personnel.

WARNING! This product contains small items that could be a choking hazard if swallowed. Keep these items away from young children!

AV Supply Group (AVS) intend to make this manual accurate and complete. However, AVS makes no claim that the information contained herein covers all details, conditions, or variations. Nor does it provide for every possible contingency in connection with the installation or use of this product. The information contained in this document is subject to change without notice or obligation of any kind. AVS makes no representation of warranty, expressed or implied, regarding the information contained herein. AVS assumes no responsibility for accuracy, completeness or sufficiency of the information contained in this document.



AV SUPPLY GROUP LTD

Address:
2/6 Ormfston Road
Flat Bush
Auckland 2016

Phone: (09) 274 9172
Fax: (09) 274 8363
Email: info@avsupply.co.nz
www.avsupply.co.nz



Compact Infrared Repeater System Kit

User Manual

