

MODEL L-45en



ENCLOSURE LIFT

FOR UP TO 60" TV

- Lift Extends 96.5 cm Upwards
- TV Maximum Screen Size: 60"
- TV Maximum Height: 87.6 cm
- Maximum Weight: 45.4 kg

Model L-45en makes it easier than ever to place an enclosure around the television, simultaneously shielding the electronics from the elements while seamlessly integrating them into the décor of the room. Commonly called the Enclosure Lift, this lift and bracket system will hide anything from a 40" TV at the foot of your bed to a 60" TV in a half wall (enclosure itself is not provided).

- Near Silent Operation
- Easy to Install
- Remote Control Included
- Popular in Places Where the Back of the TV is Exposed



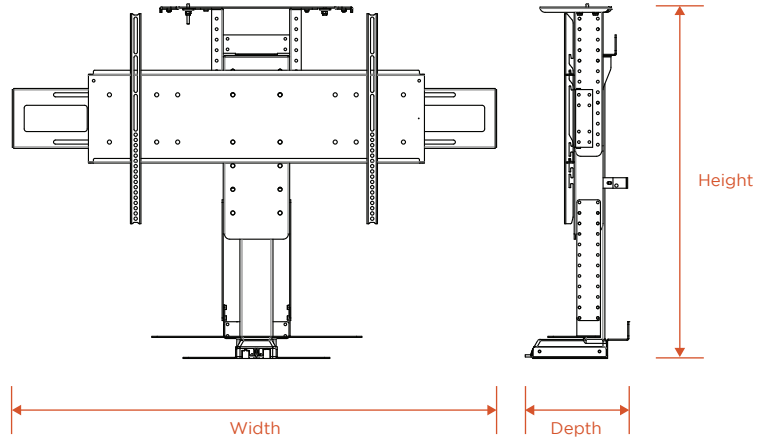
All Nexus products are shipped in custom-made protective packaging, and they include everything you need to mount and operate them. The products are designed for easy assembly and simple instructions with photos are included.

MODEL L-45en



TECHNICAL SPECIFICATIONS

- 45.4 kg total lift capacity
- TV maximum screen size: 60"
- Travels 96.5 cm
- No exposed tracks, gears or scissors
- UL recognized
- Draws 3.5 Amps @ 110V and 1.75 Amps @ 220V at max thrust
- Speed 3.8 cm / sec. (only 25 seconds to fully raise)
- Quiet - runs at just 45 dB
- Screw-driven mechanism
- Steel construction
- Your choice of RF remote or Control System Integration Kit (CSI Kit includes IR remote and contact closure interface)
- Exclusive Nexus 21 Safety Package included
- "Soft Start" and "Soft Stop" for smooth ride
- Power is Available in These Formats:
USA, 110V / Europe, 230V / Japan, 100V
Australia, 240V / UK, 230V



Height: 78.7 cm Min / 95 cm Max / Adjustable in 1.3 cm increments
Width: 93.3 cm Min / 138.4 cm Max
Depth: 24.1 cm from back wall to front of lift foot

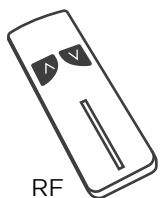
WHAT'S IN THE BOX

- Motorized lift column (the motorized unit is pre-assembled and ready to use)
- Heavy duty screen support with universal TV mounting plate
- Height adjustable top supports
- Universal mounting brackets for TV enclosure (enclosure itself is not provided)
- Top plate with adjustable extensions and finger safety
- Upper and lower back mounting brackets
- Control box with power cord
- Remote control and receiver (your choice of RF or CSI Kit*)
- Backup control switch
- Cord control wrap
- All hardware for assembly and mounting
- Full assembly instructions with photos



CONTROL OPTIONS

Your choice of RF remote or Control System Integration Kit (CSI Kit*). Wired button pad included with both.



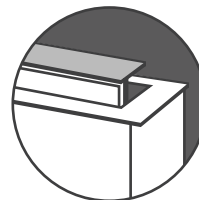
or



Button Pad

MOUNTING BRACKET FOR FLOATING LID

Mounting bracket for floating lid (our standard option) with built-in finger safety mechanism included.



*CSI Kit includes IR remote and contact closure interface