

MODEL AL-250



FOR UP TO 113.4 KG

- Lift Extends 66 cm Upwards
- Maximum Weight: 113.4 kg

Model AL-250 is the amazingly versatile product used by professionals and homeowners around the world to create an unlimited number of attractive hidden storage solutions. Common applications include easy-access platforms for kitchen appliances, hidden bars or storage for espresso machines. The lift can be controlled by remote control or with a wired button pad, both of which are provided.

- Industry-Leading Reliability
- Near Silent Operation
- Popular for Storage of Kitchen Appliances and Hidden Bars




All Nexus products are shipped in custom-made protective packaging, and they include everything you need to mount and operate them. The products are designed for easy assembly, and simple instructions with photos are included.

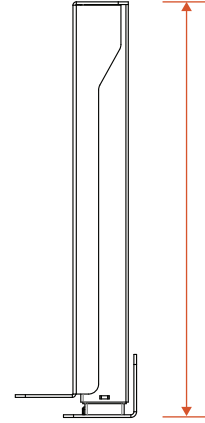
MODEL AL-250

TECHNICAL SPECIFICATIONS

- 113.4 kg total lift capacity (including enclosure box and its contents)
- Travels 66 cm
- No exposed tracks, gears or scissors
- UL recognized
- Draws 3.5 Amps @ 110V and 1.75 Amps @ 220V at max thrust
- Speed 3.8 cm per sec. (only 17 sec. to fully raise)
- Quiet - runs at just 45 dB
- Screw-driven mechanism
- Steel construction
- Your choice of RF remote or Control System Integration Kit (CSI Kit includes IR remote and contact closure interface)
- Collision detection provides stop and reverse on impact
- "Soft Start" and "Soft Stop" for smooth ride
- Power is Available in These Formats:
USA, 110V / Europe, 230V / Japan, 100V
Australia, 240V / UK, 230V



Height: 52.6 cm
Width: 16 cm
Depth: 15.2 cm



Two (2) Identical Columns Included


WHAT'S IN THE BOX

- Motorized lift columns (the motorized unit is pre-assembled and ready to use)
- Heavy duty load support brackets
- Base plates and upper back mounting brackets
- Ball bearing sliders for vertical stabilization
- Control box with power cord
- Remote control and receiver (your choice of RF or CSI Kit*)
- Wired control switch
- Cord control wrap
- All hardware for assembly and mounting
- Full assembly instructions with photos



CONTROL OPTIONS

Your choice of RF remote or Control System Integration Kit (CSI Kit*). Wired button pad included with both.



or



Button Pad

*CSI Kit includes IR remote and contact closure interface

INSTALLATION TIPS

- Tip #1** Install a rubber gasket to the counter lip on under counter lifts to prevent damage from spills
- Tip #2** Install motion sensor lighting to the inside of the box for aesthetics and ease of use
- Tip #3** Install power outlets to the inside of the box for convenience when using appliances

Contact us for more helpful hints!